

CONTENT

IGS 036 SVGA.....	2
CONNECTIONION DIAGRAM 〈36 & 10 PINS〉	3
DIPSWITCH SETTING	4
36 & 10 PIN BUTTON LAYOUT.....	4
BOOKKEEPING & ADJUSTMENT.....	5
ON-SCREEN SYSTEM SETTING.....	6
TOUCH SCREEN CALIBRATION.....	8
OPEN TOUCH.....	8
MAIN FEATURES.....	9
HOW TO PLAY.....	10

IGS 036 SVGA



1	A RS-232	PRINTER
2	C RS-232	Touch Panel
3	+5V OUTPUT	+5V Power

CONNECTIONION DIAGRAM

(36 & 10 pins)

<i>36 Pins</i>		
PARTS SIDE		SOLDER SIDE
	1	
	2	
SPEAKER	3	GND
	4	
	5	
	6	
TICKET OUT	7	
TICKET SWITCH	8	
START/CLOSE/ALL STOP	9	
SMALL/BLACK/MENU/HELP/STOP4	10	
PLAY /STOP1	11	
TAKE/STOP5	12	
DOUBLE/REPLAY/STOP3	13	
	14	
	15	
BIG/LINE/RED/STOP2	16	
	17	
COIN A	18	KEY IN
	19	COIN C
BOOK	20	TEST
	21	KEY OUT/PRINTER PRINT
	22	
COIN A METER	23	
KEY IN METER	24	
	25	
COIN C METER	26	
OUT METER	27	
	28	
LAMP :START/CLOSE/ALLSTOP	29	
LAMP: SMALL/BLACK/MENU/HELP/STOP4	30	
LAMP:PLAY/ STOP1	31	LAMP: COUNT
LAMP : TAKE/STOP5	32	
LAMP : DUP / REPLAY/STOP3	33	
LAMP : BIG/LINE/RED/STOP2	34	
	35	
GND	36	GND

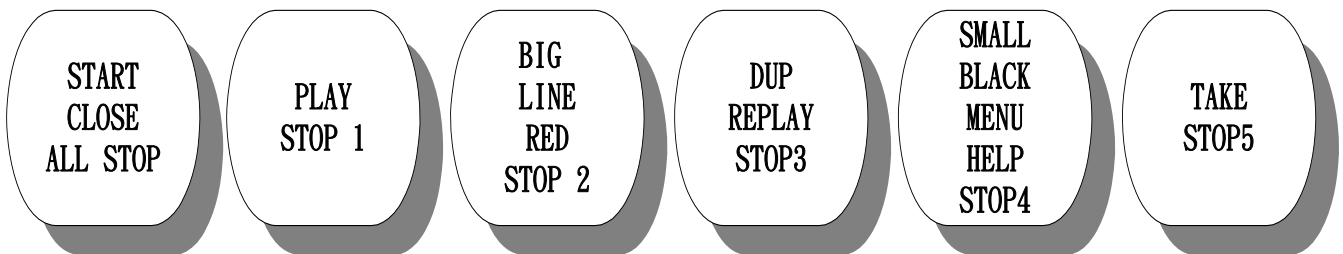
<i>10 Pins</i>		
PARTS SIDE		SOLDER SIDE
GND	1	GND
GND	2	GND
+5V	3	+5V
+5V	4	+5V
+12V	5	+12V
	6	
TICKET SSR	7	
	8	
	9	
GND	10	GND

DIP SWITCH SETTING

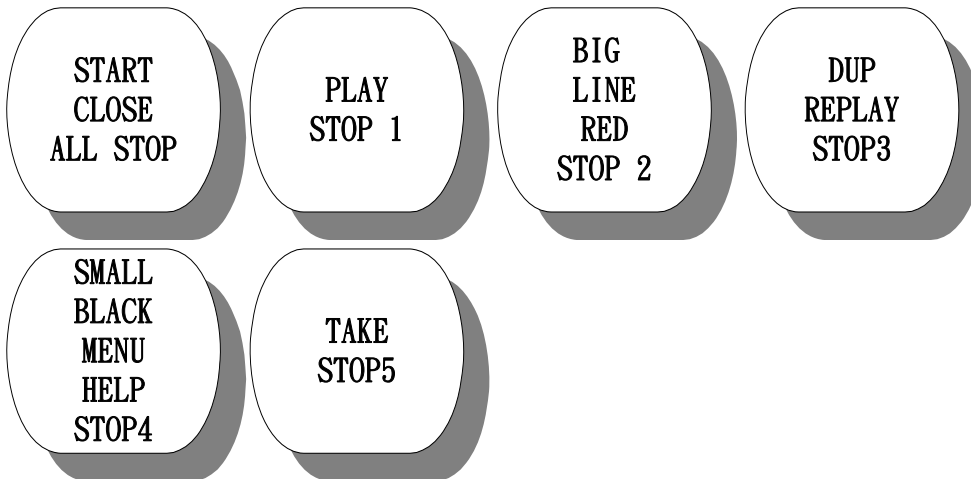
DIP SWITCH 1		1	2	3	4	5	6	7	8
TOUCH	OFF	OFF							
	ON	ON							

36 & 10 PIN BUTTON LAYOUT

● MODE 1

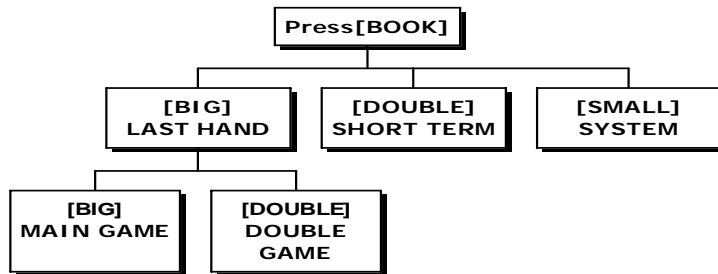


● MODE 2

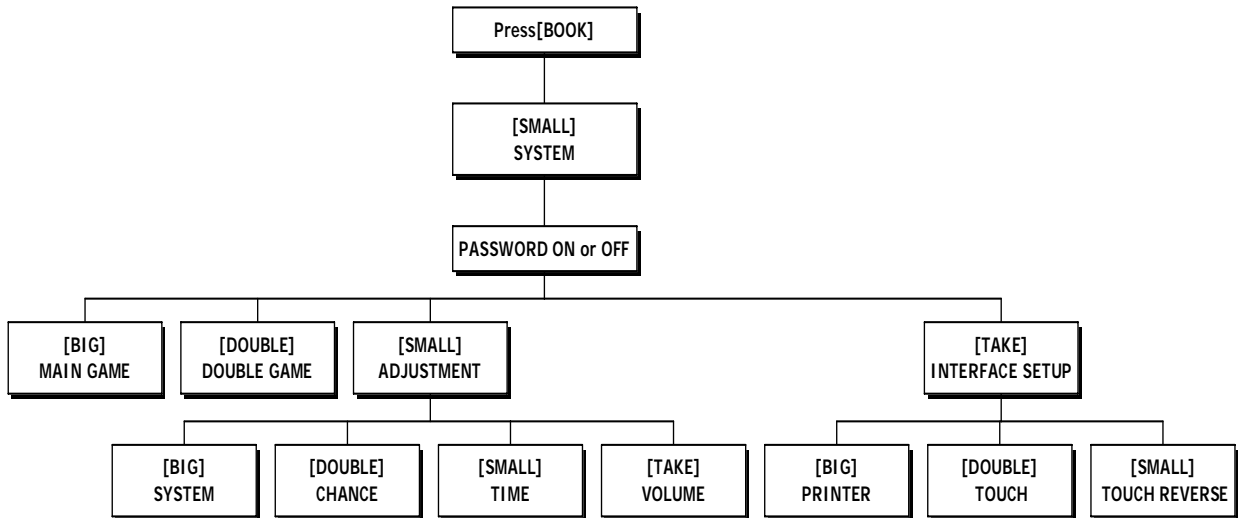


BOOKKEEPING & ADJUSTMENT

BOOKKEEPING FLOW



DATA SETTING FLOW



ON-SCREEN SYSTEM SETTING

Press [BOOK]→[SMALL]→[SMALL]→[BIG] to select the following items.

CONTENT	SETTING SELECTION	DEFAULT
MIN. PLAY/TOTAL	1 , 2 , 3 , 5 , 10 , 20 , 30 , 40 , 50 , 60	1
MIN.PLAY FOR JACKPOT & Free GAME	1, 2, 3, 5, 6, 9, 10, 15, 20, 30, 40, 45, 50, 60, 75, 100, 150, 200, 300, 400	40
COIN RATE	1, 2, 4, 5, 10, 15, 20, 25, 30, 40, 50, 60, 75, 80, 100, 200, 250, 400, 500, 1000	25
KEY IN RATE		100
KEY OUT RATE		1
TICKET RATE		500
MAX JACKPOT	5000, 10000, 20000, 40000, 50000, 60000, 80000, 100000, 120000, 160000, 200000, 250000, 300000, 350000	350000
MIN JACKPOT	3000, 5000, 10000, 20000, 30000, 50000, 70000, 90000, 110000, 130000, 150000, 180000, 200000, 250000,	200000
GAME TICKET	1, 2, 3, 4, 5, 8, 10, CONTINUOUS	CONTINUOUS
INTERFACE	DISPENSER, PRINTER, ATTENDANT	DISPENSER
PRINTER COMMAND	CBM1, ESC/POS, STAR	CBM1
1 CREDIT =? CENT	1, 5, 25, 100,	1
SYSTEM LIMIT	NO, YES	NO
DEMO MUSIC	NO, YES	YES
NON STOP	NO, YES	NO
PASSWORD	NO, YES	NO
ODDS TABLE	NO, YES	YES
SCORE BOX	NO, YES, 10X	NO
PLAY SCORE	NO, YES	NO
HAND COUNT	NO, YES	NO
DOUBLE GAME	NO, YES	YES

REMARK:

1. Default Password of System Setup: press [START] 8 times.
2. Use Com Port C for Micro Touch compatible touch screen.
3. Use Com Port A for an optional Citizen Printer.
4. Use Belkin# F2L044 (Serial Printer Cable / Null Modem) for Citizen Printer.
5. Only in Demo or Menu Selection can enter Book and DIP SW pages.

CHANCE ADJUSTMENT

Press [BOOK] → [SMALL] → [SMALL] → [DOUBLE] to select the

CONTENT	SETTING SELECTION	DEFAULT
MAIN GAME LEVEL	LEVEL 1 (easiest 90%), LEVEL 2, LEVEL 3, LEVEL 4, LEVEL 5, LEVEL 6 (hardest 65%)	LEVEL 5
DOUBLE GAME LEVEL	95%, 90%, 85%	90%

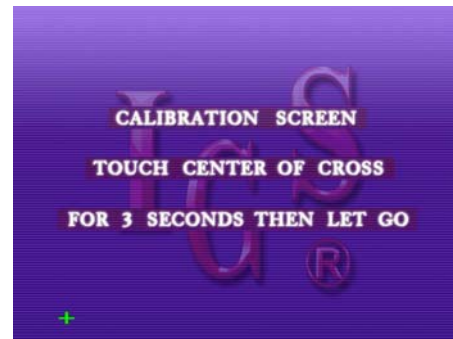
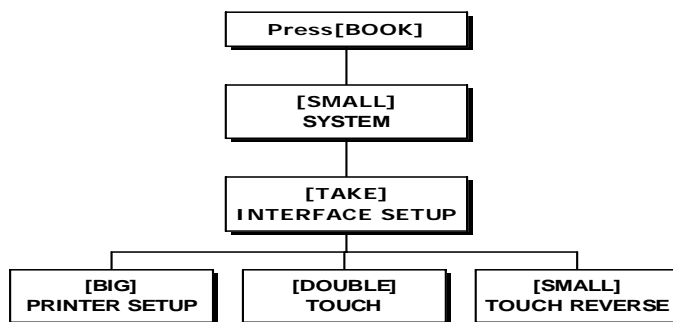
following items.

TOUCH SCREEN CALIBRATION

Press [BOOK] → [SMALL] → [TAKE] → [DOUBLE] to enter TOUCH SCREEN CALIBRATION.

1. Touch center of the cross on the screen for 3 seconds.
2. Follows the cross when it moves till the calibration is completed.

OPEN TOUCH



If you are unable to get to the Touch Screen Setup using the above menu try the following steps:

- Step1: Turn DIPSW BANK #1 SW 8 ON before turning on the machine, the game will then automatically boot to the touch screen calibration set up.
- Step2: After calibration is complete, adjust DIP#1 SW 8 to OFF and it will boot back into the game mode.

MAIN FEATURES

- ◆ 20-liner adjustable.
- ◆ Max. Win up to 350,000.
- ◆ Random JACKPOT GAME. Get any from 4 JACKPOT combinations.
- ◆ 5~25 free games: Free games will be triggered when correct symbols show up.
- ◆ Micro Touch screen interface.
- ◆ Drives a Ticket Dispenser. No interface needed.
- ◆ Drives a Citizen 3551 Pinter. No interface needed.
- ◆ Player can choose from five selections of reel speed.
- ◆ Auto Single Symbol Odds by press any symbol.

HOW TO PLAY

MAIN GAME DESCRIPTION

BOUNTY HUNTER is a 5-reel 20-lines game with 1 JACKPOT game.

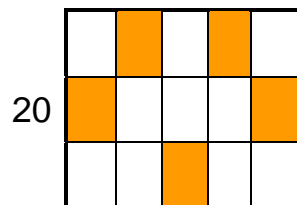

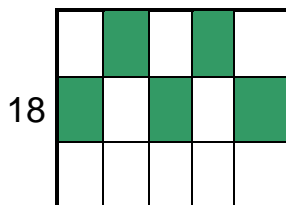

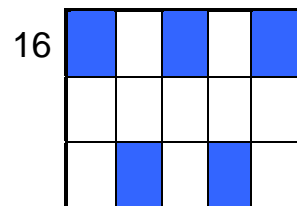

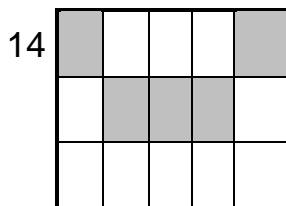
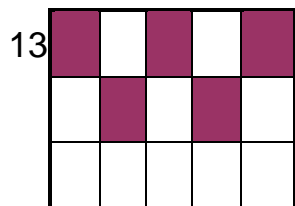
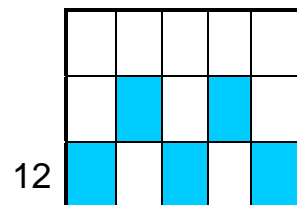
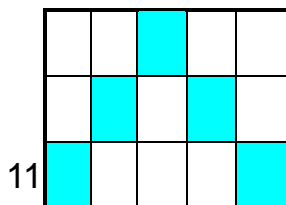
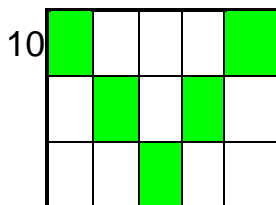
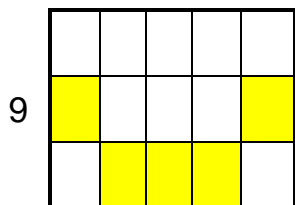
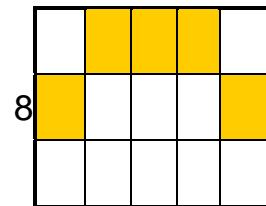
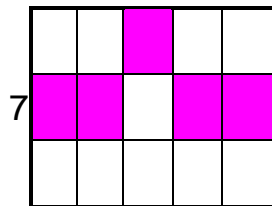
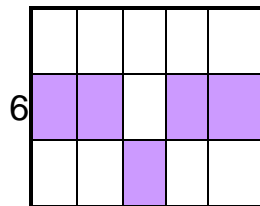
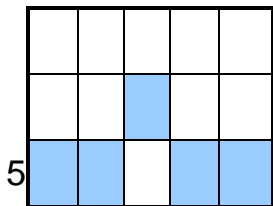
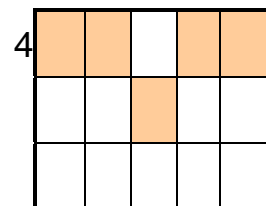
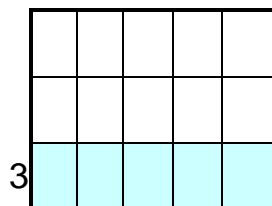
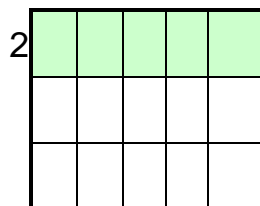
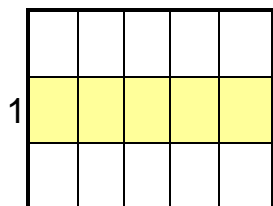


← 4 sets of
Jackpot

← Symbol
Zone

Pay Chart

● Line-up Pattern: 20-liner



Jackpot GAME



- Random JACKPOT GAME






- Notice and continue to the next pass.
- Get extra bonus points other than Jackpot.
- Get any from 4 JACKPOT combinations.





Free Game




- Get 3 or more  symbols on the screen and enter the free game.

- Select cards to play the free game ( and ).

- Select one  to get the play number in the free game.

- Select  to get extra bonus in free game and it's win will be multiplied by selection.

- Get 3 or more  symbols to play for 5 extra games.
- When the game is over, you can select Take Win or Retry (one time only).

Double Game



- To play the game, select to guess card color (X2) or card suit (X4).

Odds Table

ODDS

LINE WINS ALL
LEFT TO RIGHT

5	30000
4	4000
3	1000

LINE WINS ALL
LEFT TO RIGHT

5	20000
4	3000
3	1000

LINE WINS ALL
LEFT TO RIGHT

5	15000
4	2000
3	500

LINE WINS ALL
LEFT TO RIGHT

5	10000
4	1500
3	500

LINE WINS ALL
LEFT TO RIGHT

5	4000
4	1000
3	300

LINE WINS ALL
LEFT TO RIGHT

5	3500
4	1000
3	300

LINE WINS ALL
LEFT TO RIGHT

5	3000
4	500
3	200

LINE WINS ALL
LEFT TO RIGHT

5	2500
4	500
3	200

LINE WINS ALL
LEFT TO RIGHT

5	2000
4	400
3	100

LINE WINS ALL
LEFT TO RIGHT

5	1500
4	400
3	100

FREE SPIN
BONUS ROUND

5	160000
4	8000
3	2000
2	800

Get 3 symbols
or more to play the free
game.

WILD

5	200000
4	20000
3	2000

Wild Symbol, except

can bet
replaced as any
symbol.

GAME

HOW TO PLAY

REEL SPEED

ODDS

COLLECT

20 PAY CHART

-

||

+

JACKPOT GAME

Odds Table Screen